



OCS for the Blackboard Learn Platform

General Description

OCS For the Blackboard Learn Platform (OCS for BB) is a communications suite that brings together the strengths of two products. Microsoft Office Communications Server (**OCS**) and the BlackBoard Learn Platform (**BB**).

Blackboard is a sophisticated Web application that allows Students, Teachers, and Administrators to communicate and share information.

OCS is a Communications tool that focuses on Unified Communications (UC) and making it easier for people to connect and share information.

The ***OCS for Blackboard Learn Platform*** project brings these two applications together in order to enable Students, Teachers, and Administrators to dynamically connect, share and communicate.

Technical Description

OCS for the Blackboard Learn Platform consists of the following:

- Rich Web Client
The Web Client was built using Microsoft .NET and is a sophisticated client that allows users to access many of the OCS features and have relevant information from BB.
- Building Block Connector to the BlackBoard system
The BB system has an API that is used to access the core data such as Course, Users, Teachers, and Institution. This data is utilized to populate the *OCS for BB* Web Client with relevant information based on the user's personal information.
In addition this connection to BB allows the *OCS for BB* to write data and statistics to enable reporting.

OCS For the Blackboard Learn Platform Features and Functionality

Version 1.0

General description

The Client application **OCS for BB** is a .NET based Web application that is hosted on a Windows server in Internet Information Server (IIS). It consists of a Graphical User Interface similar to the Microsoft Communicator but has additional capabilities to enable the BB functionality. Being web based it is cross browser compatible and does not require an install on a client machine.

OCS for BB is launched from a link inside a module that resides on the users BB main page.

Features

Auto Login

The BB user needs only to login to their BB account and this will automatically authenticate them to OCS.

My Presence

The user's presence is indicated by the presence icon or bubble in addition to a label. The user can change their presence by clicking the presence icon and selecting a new status. (i.e. Available, Busy, Away, etc.)

Contacts/Buddy Lists

There are three tabs in the client - My **Contacts, Courses, and Admin.**

My Contacts is a list that the user can add and remove contacts at will. This is the standard user contact list maintained in OCS. Limited to 250 contacts.

Courses is a list of the courses the student is enrolled in. Under each course is a list of the other students and Instructors. This not editable by the user.

Admin is a list of administration contacts. This is not editable by the user

The **Contacts Presence** is indicated by the color of the presence icon in front of the user name.

Instant Messaging

Click to IM

Click on the contact presence icon to start a new IM. A new conversation window will open and you can start to Chat.

Incoming IM's will POP a Communications window open with the initial IM and you can then respond. Closing the window will end the IM session.

Blackboard Main Page

Under the tools module you can click "OCS For BB " to open the web application.

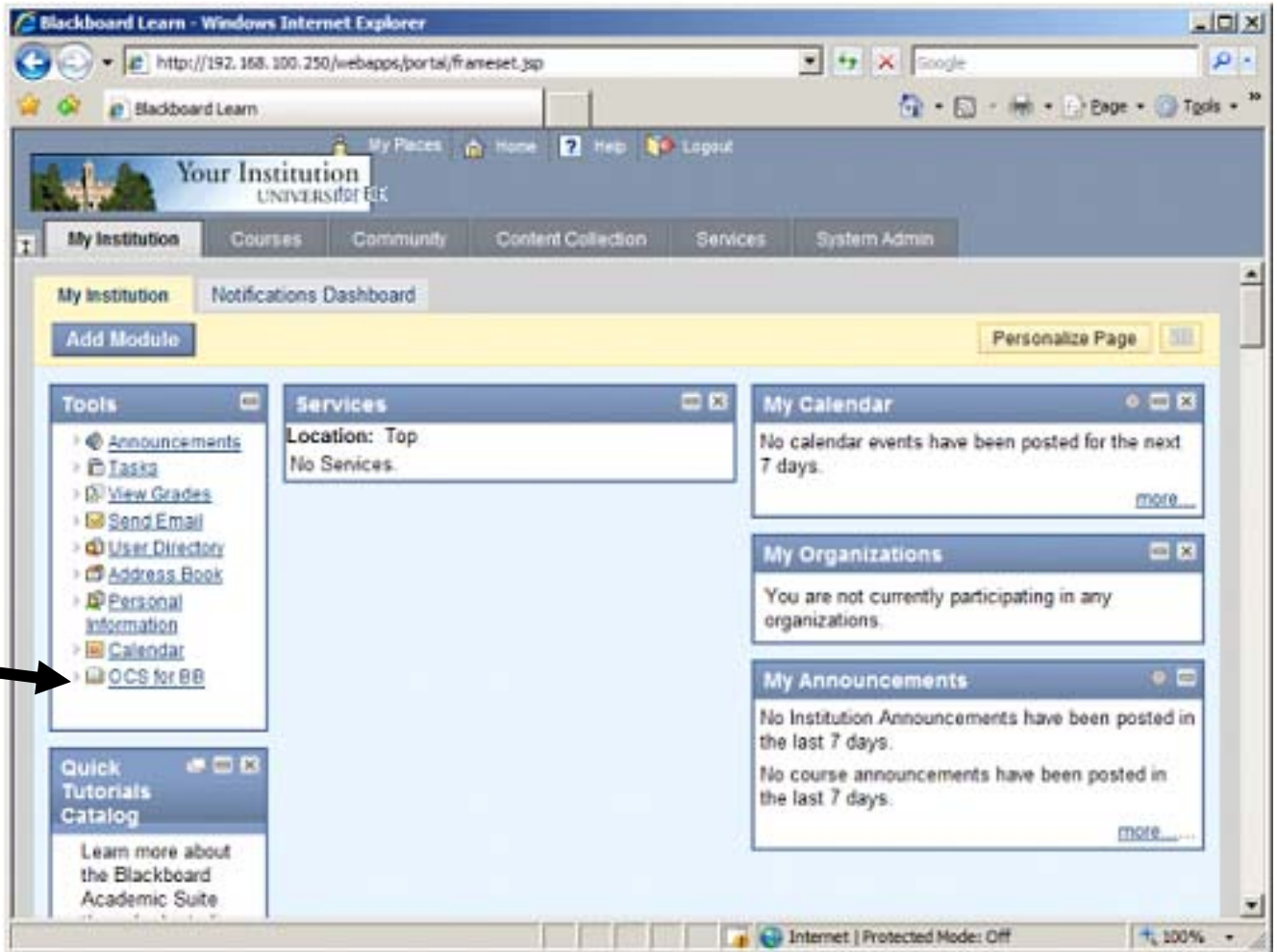
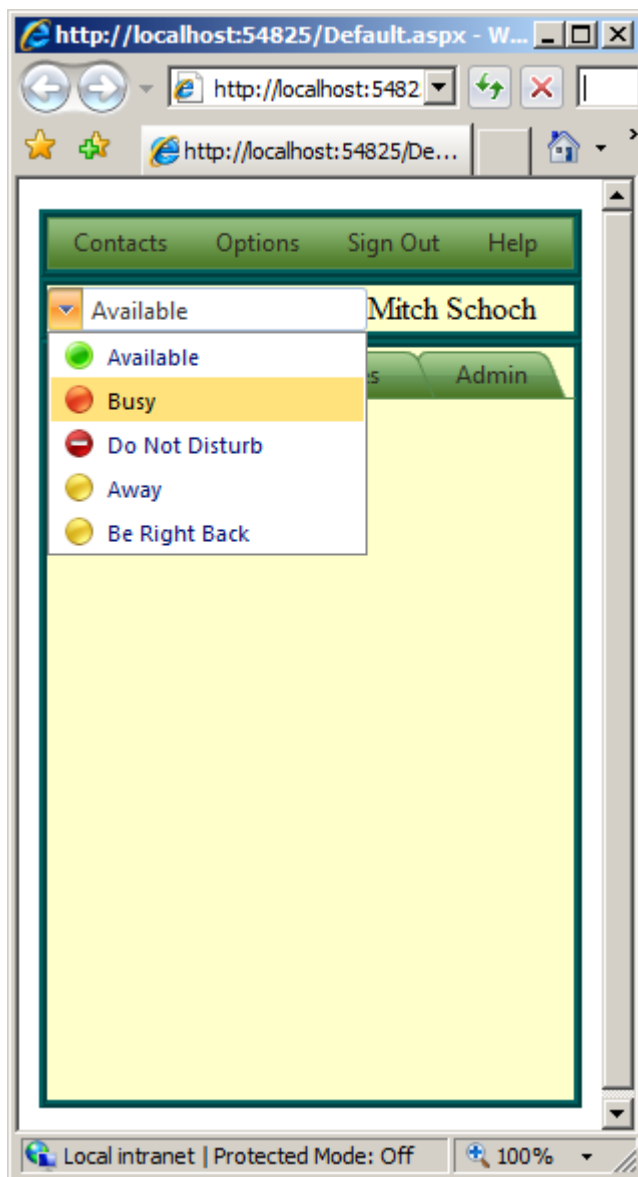


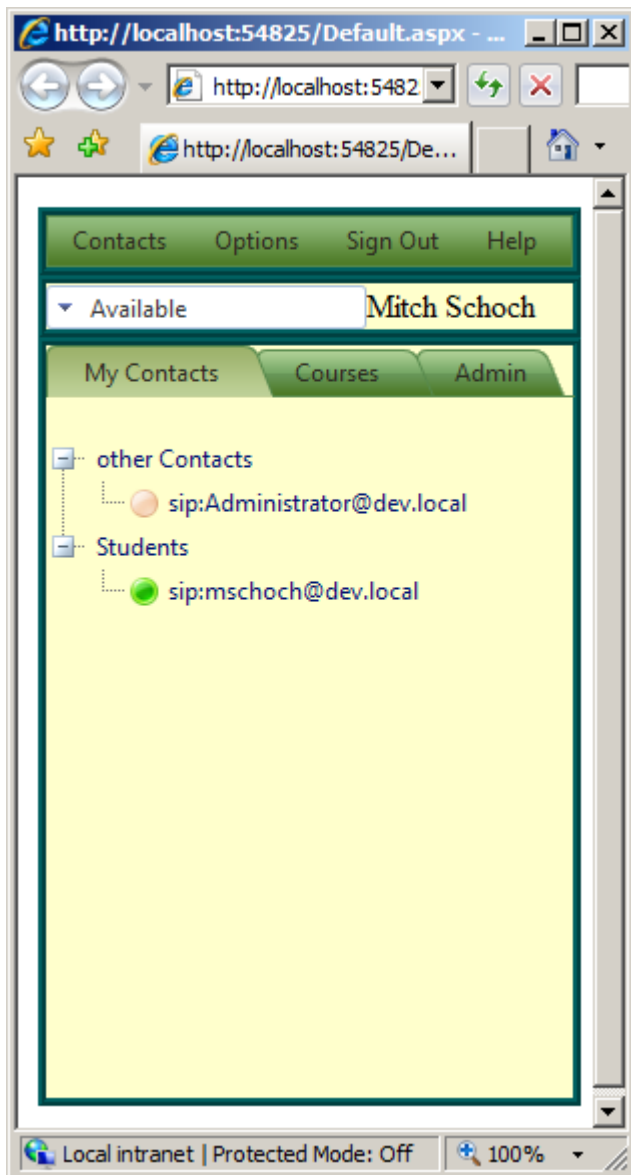
Figure 1 Blackboard Main Page

Under the tools module you can click (OCS for BB) to open the web application.

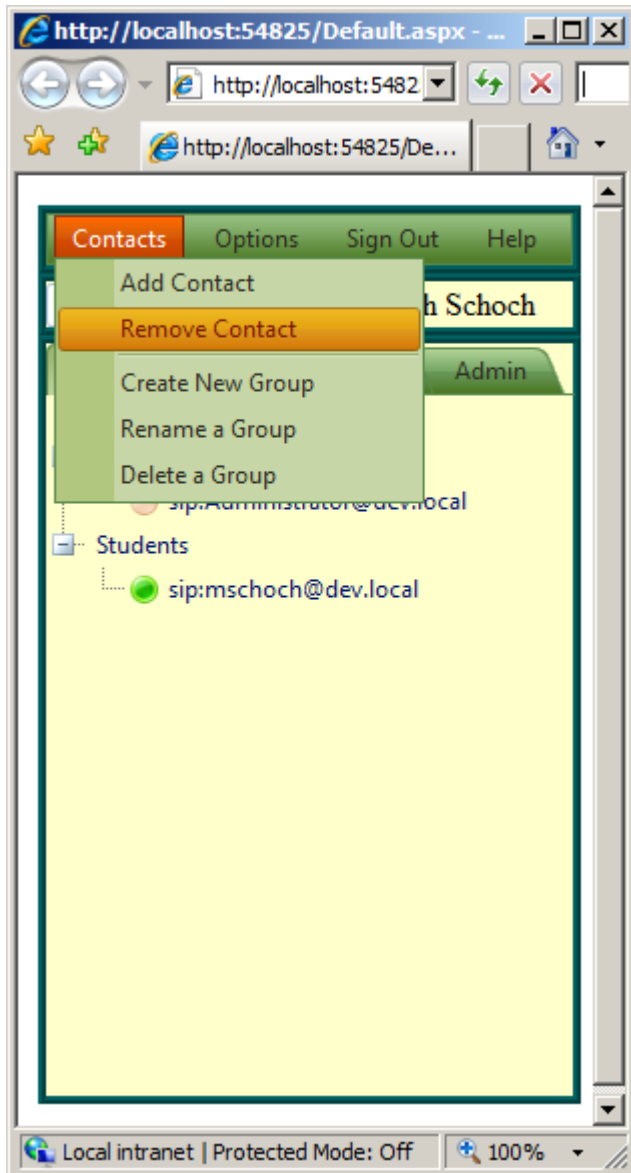
Contacts Tab Shows Presence:



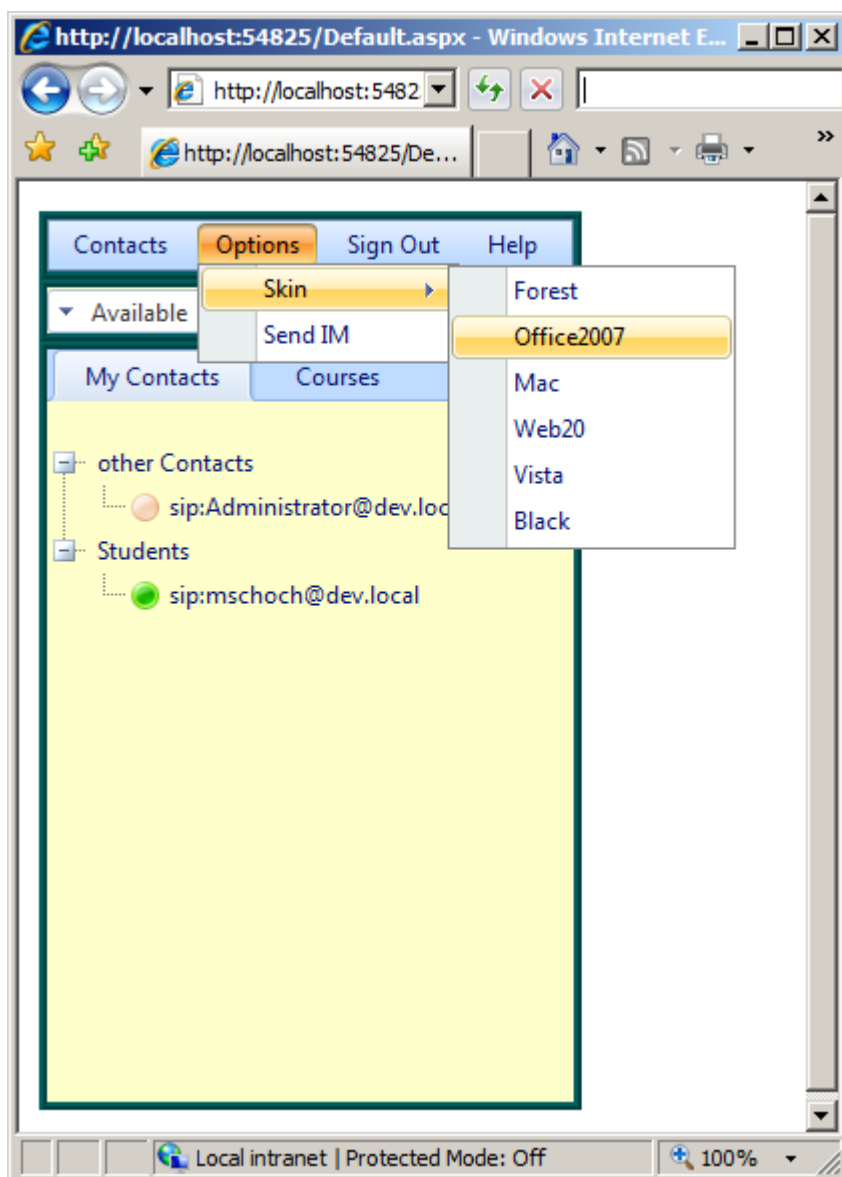
Shows all Contacts – up to 250 - Under Contacts Tab:



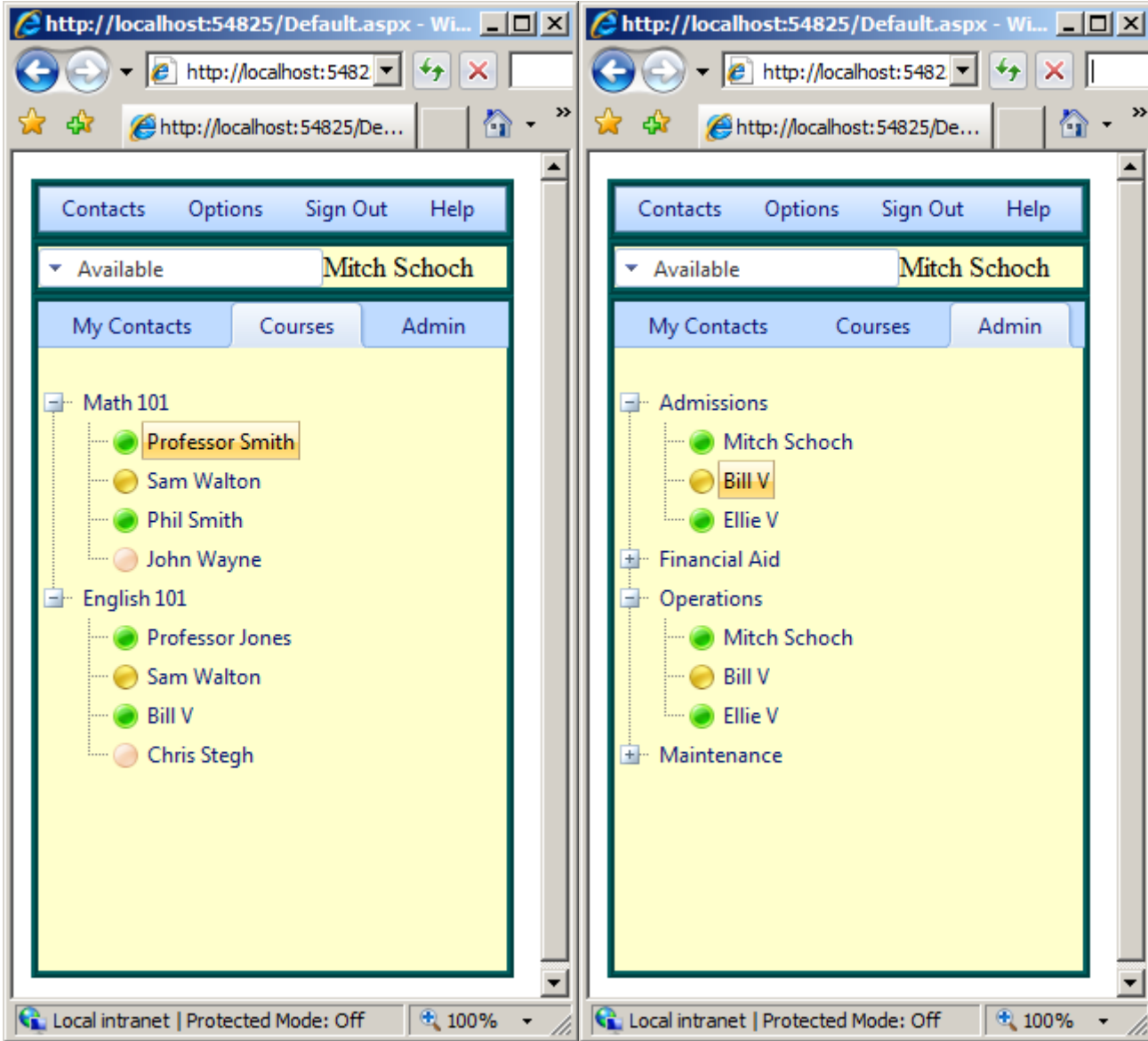
Manage the Contacts under the Contacts Tab:



Change the Skin Colors to the User Preference:



Courses and Admin Tabs automatically populate with Teachers and Administrators from BlackBoard:



For more information contact: info@enablingtechcorp.com